

PARAMOUNT

LIFT CHAIR ONE MOTOR*

LF, *LFS290 Paramount standard size with chaise
LF, *LFS390 Paramount large size with chaise

THE POWER TO SIT, STAND & RECLINE AT THE TOUCH OF A BUTTON.

The Luxury Lift Powered Recliner combines exclusive patented IMG technology with unsurpassed comfort. It offers you reliability and convenience in the safest and most easily operated lift recliner on the market.



BENEFITS

EXCLUSIVE TECHNOLOGY

A patented design keeps the chair base stable as the seat and the back are raised for greater stability and superior ergonomic support.

EASY OPERATION

Large, hand-held control with oversized buttons allows you to select lift, recline, and return to home position effortlessly.

CONVENIENT FEATURES

Side pocket storage keeps the hand control always within reach. Pocket storage offers also room for books and magazines.

BATTERY BACKUP

All chairs come with battery backup SMPS transformer allowing user to exit chair even when there is a power outage.

ADJUSTABLE HEAD AND NECK SUPPORT.

Exclusive adjustment system that allows your head and neck to rest in an infinite number of comfort positions. It can easily be adjusted by a handgrip.

COLD-CURE MOLDED FOAM. This spaceage material encases the interior steel frame and sinuous springs, allowing for body-friendly curvatures to be covered with glove-fitted upholstery. This guarantees absolute comfort and durability.

2 DISTINCT SIZES AVAILABLE – WITH THE SAME DESIGN. All IMG relaxers are available in two different sizes to assure a perfect fit for your comfort requirements. LF & LFS Paramount is available with chaise (290-390).

NORWEGIAN QUALITY. All IMG products meet the highest quality standards. The construction is based on a hard wood and steel frame with IMG's unique molded foam.

WARRANTY

	10 years	on molded foam cushions and steel frames
	5 years	on mechanisms
	2 years	on motor and battery-parts
	2 years	on leather and fabric covers

DESIGNED IN NORWAY

See warranty policy for more details.



Integrated footstool



Effortless reclining



Adjustable head-and neck support



Lumbar support



Lift chair

WOHLERS

HOMEWARES & FURNITURE

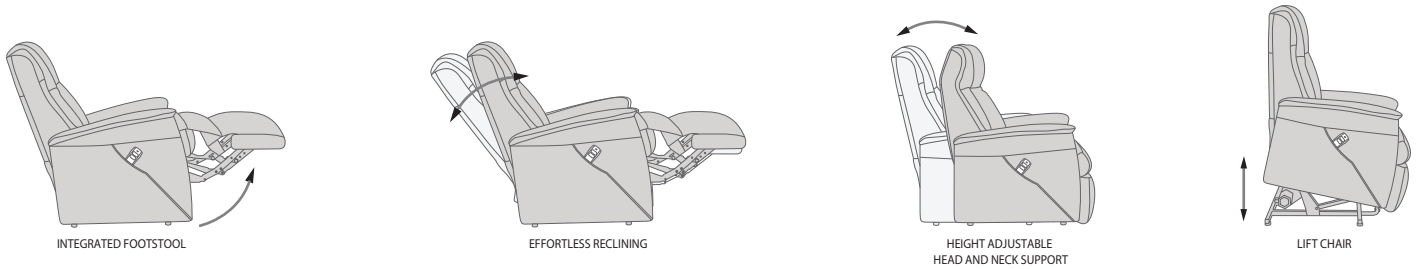
RICHMOND | TANUNDA | MOUNT BARKER

IMG[®]
N O R W A Y

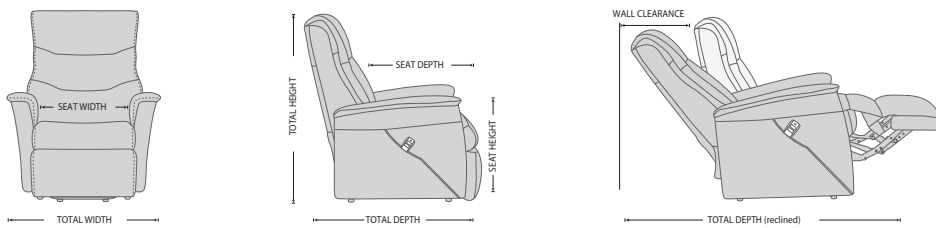
PARAMOUNT LIFT CHAIR ONE MOTOR



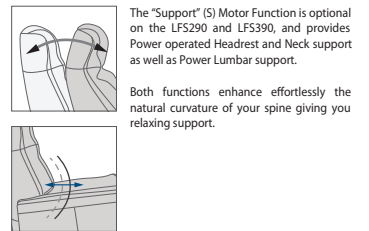
FUNCTIONS



DIMENSIONS



*OPTIONAL "SUPPORT" (S) MOTOR FUNCTION



CHAIR SIZE	TOTAL WIDTH	TOTAL DEPTH	TOTAL HEIGHT	SEAT WIDTH	SEAT HEIGHT	SEAT DEPTH	TOTAL DEPTH (reclined)	WALL CLEARANCE REQUIREMENT
LF290 Paramount std size w/c	81 cm / 31.8 in	94-98 cm / 37-38.5 in	104-117 & 142-154 cm / 40.9-46 & 55.9-60.6 in	56 cm / 22 in	48 cm / 18.8 in	57 cm / 22.4 in	155-163 cm / 61-64.1 in	22.5-25.5 cm / 8.8-10 in
LF390 Paramount large size w/c	85 cm / 33.4 in	94-98 cm / 37-38.5 in	104-117 & 142-154 cm / 40.9-46 & 55.9-60.6 in	56 cm / 22 in	48 cm / 18.8 in	57 cm / 22.4 in	155-163 cm / 61-64.1 in	22.5-25.5 cm / 8.8-10 in
LFS290 Paramount std size w/c	83 cm / 32.6 in	92 cm / 36.2 in	109-147 cm / 42.9-57.8 in	49 cm / 19.2 in	49 cm / 19.2 in	53 cm / 20.8 in	155 cm / 61 in	22 cm / 8.6 in
LFS390 Paramount large size w/c	88 cm / 34.6 in	92 cm / 36.2 in	109-147 cm / 42.9-57.8 in	53 cm / 20.8 in	49 cm / 19.2 in	53 cm / 20.8 in	155 cm / 61 in	22 cm / 8.6 in

* The dimensions are approximate and may vary with +/-2cm

WOHLERS

HOMEWARES & FURNITURE

RICHMOND | TANUNDA | MOUNT BARKER



IMG[®]
N O R W A Y