

The Relaxer recliner program from IMG offers unsurpassed comfort with high quality and space efficient design. The Relaxer gives you glide, reclining, swivel as well as adjustable headrest support and integrated footrest. The IMG Relaxers are made with Cold-Cure Molded Foam Cushioning. This unique space-age technology ensures comfort, body correct support as well as durability.



## BENEFITS

**NORWEGIAN QUALITY.** All IMG products meet the highest quality standards. The reclining mechanism with integrated footrest is made by the largest specialized mechanism supplier in the world. The construction is based on a hard wood and steel frame with IMG's unique molded foam.

**MANY UNIQUE COMFORT FUNCTIONS.** The IMG Relaxers offer five different built-in functions:

- Swivel
- Effortless reclining and adjustable back rest angle
- Foldable footrest
- Gliding / rocking function
- Adjustable head and neck support

**COLD-CURE MOLDED FOAM.** This spaceage material encases the interior steel frame and sinuous springs, allowing for body-friendly curvatures to be covered with glove-fitted upholstery. This guarantees absolute comfort and durability.

**LUXURIOUS FEEL AND TOUCH.** A layer of soft high resilient polyurethane foam with fibers ensures a luxurious feel and extra softness.

**2 DISTINCT SIZES AVAILABLE – WITH THE SAME DESIGN.** All IMG relaxers are available in different sizes to assure a perfect fit for your comfort requirements.

**ADJUSTABLE HEAD AND NECK SUPPORT.** Exclusive adjustment system that allows your head and neck to rest in an infinite number of comfort positions. It can easily be adjusted by a handgrip.

**GLIDER/ROCKING LOCKER**  
IMG Relaxers can be delivered with a mechanism that makes it possible for the user to lock the gliding/rocking function.

### WARRANTY

<b>10</b> YEAR WARRANTY	10 years	on molded foam cushions and steel frames
	5 years	on mechanisms
	2 years	on motor and battery-parts
	2 years	on leather and fabric covers

DESIGNED IN NORWAY

See warranty policy for more details.



180-360° Swivel



Gliding/  
Rocking function



Integrated footstool



Effortless reclining



Adjustable head-  
and neck support

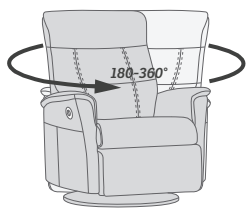


Lumbar support

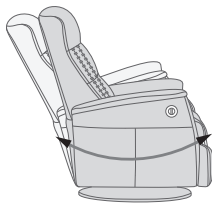
# LEANDER GLIDER




## FUNCTIONS



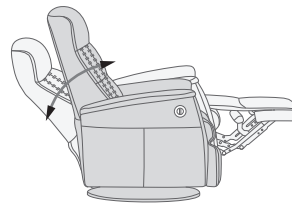
180 - 360° SWIVEL



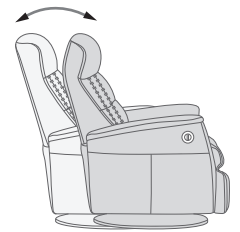
GLIDING/ROCKING FUNCTION



INTEGRATED FOOTSTOOL

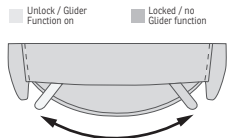


EFFORTLESS RECLINING

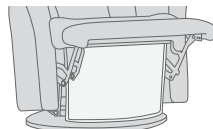


ADJUSTABLE HEAD- AND NECK SUPPORT

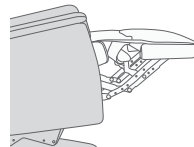
## OPTIONS



GLIDING/ROCKING FUNCTION



FRONT SKIRT OPTION



CHAISE OPTION

## \*OPTIONAL "SUPPORT" (S) MOTOR FUNCTION



The "Support" (S) Motor Function is optional on the RMS215 and RMS315, and provides Power operated Headrest and Neck support as well as Power Lumbar support.

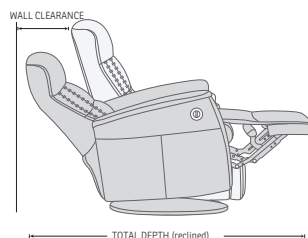
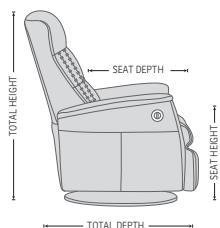
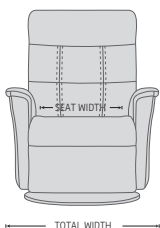
Both functions enhance effortlessly the natural curvature of your spine giving you relaxing support.



- 1 Footrest out first, then the back will recline
- 2 Backrest up first then footrest goes in
- 3 More Lumbar Support
- 4 Less Lumbar Support
- 5 Neck Support forward
- 6 Neck Support back

**Buttons**  
Easy access to the buttons on the sidepanel of the relaxer. Effortless comfort.

## DIMENSIONS



CHAIR SIZE	TOTAL WIDTH	TOTAL DEPTH	TOTAL HEIGHT	SEAT WIDTH	SEAT HEIGHT	SEAT DEPTH	TOTAL DEPTH (reclined)	WALL CLEARANCE REQUIREMENT
Leander RG215 standard size with chaise	82 cm / 32.2 in	92 cm / 36.2 in	103 cm / 40.5 in	50 cm / 19.6 in	48 cm / 18.8 in	55 cm / 21.6 in	159 cm / 62.5 in	31 cm / 12.2 in
Leander RG315 large size with chaise	87 cm / 34.2 in	94 cm / 37 in	105 cm / 41.3 in	55 cm / 21.6 in	48 cm / 18.8 in	56 cm / 22 in	162 cm / 63.7 in	35 cm / 13.7 in
Leander RM215 standard size with chaise	82 cm / 32.2 in	92 cm / 36.2 in	103 cm / 40.5 in	50 cm / 19.6 in	48 cm / 18.8 in	55 cm / 21.6 in	159 cm / 62.5 in	31 cm / 12.2 in
Leander RM315 large size with chaise	87 cm / 34.2 in	94 cm / 37 in	105 cm / 41.3 in	55 cm / 21.6 in	48 cm / 18.8 in	56 cm / 22 in	162 cm / 63.7 in	35 cm / 13.7 in
Leander RMS215 standard size with chaise	82 cm / 32.2 in	92 cm / 36.2 in	106 cm / 41.7 in	50 cm / 19.6 in	48 cm / 18.8 in	55 cm / 21.6 in	159 cm / 62.5 in	31 cm / 12.2 in
Leander RMS315 large size with chaise	87 cm / 34.2 in	94 cm / 37 in	107 cm / 42.1 in	55 cm / 21.6 in	48 cm / 18.8 in	56 cm / 22 in	162 cm / 63.7 in	35 cm / 13.7 in

\* The dimensions are approximate and may vary with +/-2cm

