

THE POWER TO SIT, STAND & RECLINE AT THE TOUCH OF A BUTTON.

The Luxury Lift Powered Recliner combines exclusive patented IMG technology with unsurpassed comfort. It offers you reliability and convenience in the safest and most easily operated lift recliner on the market.



BENEFITS

EXCLUSIVE TECHNOLOGY

A patented design keeps the chair base stable as the seat and the back are raised for greater stability and superior ergonomic support.

EASY OPERATION

Large, hand-held control with oversized buttons allows you to select lift, recline, and return to home position effortlessly.

CONVENIENT FEATURES

Side pocket storage keeps the hand control always within reach. Pocket storage offers also room for books and magazines.

BATTERY BACKUP

All chairs come with battery backup SMPS transformer allowing user to exit chair even when there is a power outage.

4 BUTTON REMOTE

Enjoy the flexibility of 4 buttons, up, down and return as well as controlling the back and footrest independently.

ADJUSTABLE HEAD AND NECK SUPPORT.



Exclusive adjustment system that allows your head and neck to rest in an infinite number of comfort positions. It can easily be adjusted by a handgrip.

COLD-CURE MOLDED FOAM. This spaceage material encases the interior steel frame and sinuous springs, allowing for body-friendly curvatures to be covered with glove-fitted upholstery. This guarantees absolute comfort and durability.

2 DISTINCT SIZES AVAILABLE – WITH THE SAME DESIGN. All IMG relaxers are available in two different sizes to assure a perfect fit for your comfort requirements. MF Boss is available with chaise (287-387)

NORWEGIAN QUALITY. All IMG products meet the highest quality standards. The construction is based on a hard wood and steel frame with IMG's unique molded foam.

WARRANTY

	10 years	on molded foam cushions and steel frames
	5 years	on mechanisms
	2 years	on motor and battery-parts
	2 years	on leather and fabric covers
		DESIGNED IN NORWAY

See warranty policy for more details.



Integrated footstool



Effortless reclining

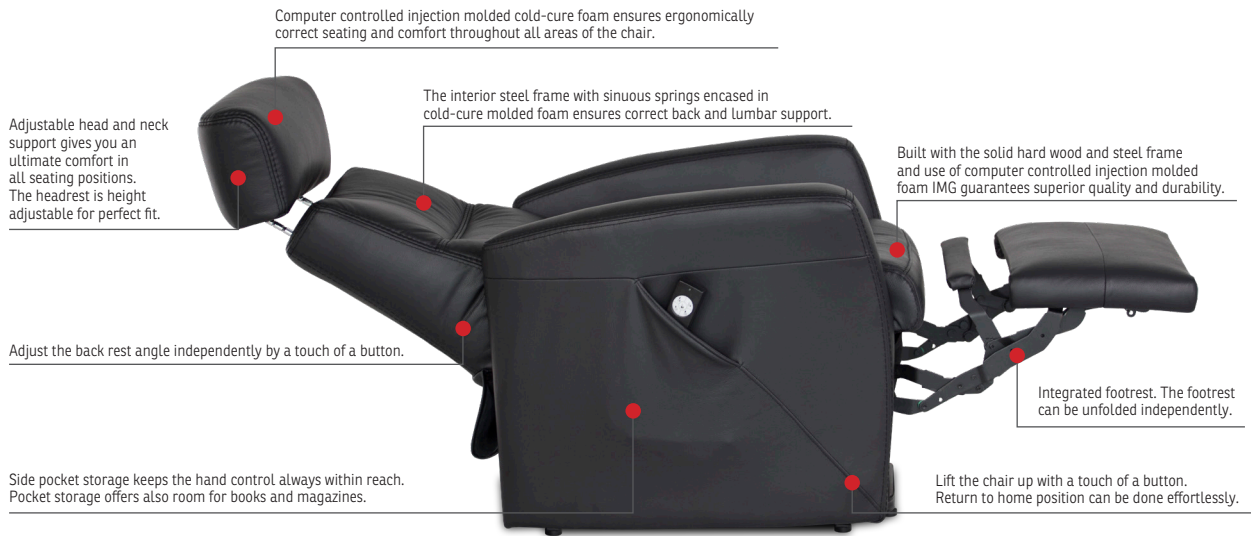


Adjustable head-and neck support

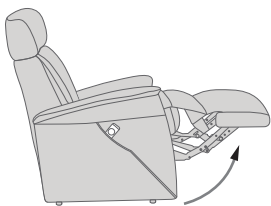


Lift chair

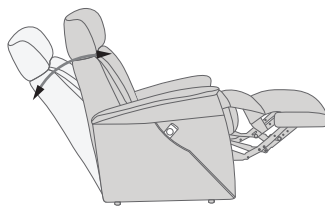
BOSS MULTIFUNCTIONAL CHAIR



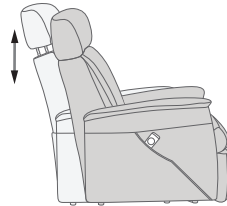
FUNCTIONS



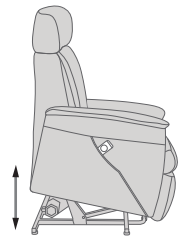
INTEGRATED FOOTSTOOL



EFFORTLESS RECLINING

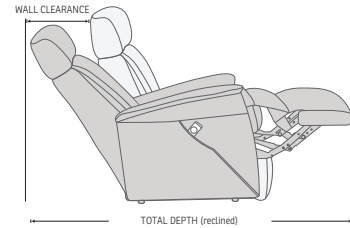
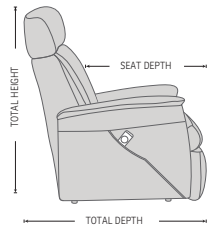
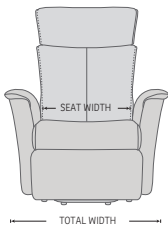


HEIGHT ADJUSTABLE HEAD AND NECK SUPPORT



LIFT CHAIR

DIMENSIONS



CHAIR SIZE	TOTAL WIDTH	TOTAL DEPTH	TOTAL HEIGHT	SEAT WIDTH	SEAT HEIGHT	SEAT DEPTH	TOTAL DEPTH (reclined)	WALL CLEARANCE REQUIREMENT
MF287 Boss standard size with chaise	82 cm / 32.2 in	96-100 cm / 37.7-39.3 in	104-117 & 142-154 cm / 40.9-46 & 55.9-60.6 in	56 cm / 22 in	48 cm / 18.8 in	57 cm / 22.4 in	176-189 cm / 69.2-74.4 in	43-51 cm / 16.9-20 in
MF387 Boss large size with chaise	87 cm / 34.2 in	96-100 cm / 37.7-39.3 in	104-117 & 142-154 cm / 40.9-46 & 55.9-60.6 in	56 cm / 22 in	48 cm / 18.8 in	57 cm / 22.4 in	176-189 cm / 69.2-74.4 in	43-51 cm / 16.9-20 in

* The dimensions are approximate and may vary with +/-2cm



imgcomfort.com