

Nordberg Sofa




Nordberg

Welcome style and sophistication into your home with our N-Series sofa range. Characterised by a low profile, distinctive arm shapes and elegant standing legs, the N-Series sofa combines minimalist design and style to create a truly sleek sofa that will complement the theme of your living area.


The Nordberg sofa perfectly encapsulates minimalist elegance with its Scandinavian design. With a slim arm and back profile, the Nordberg makes use of clean-cut lines to bring a subtle touch of style and sophistication to your living area. With firm, yet supportive padded cushioning, it provides a welcoming space for supportive relaxation.

Warranty - See warranty policy for more details.



10
YEAR
WARRANTY

- 10 years on molded foam cushions and steel frames
- 5 years on mechanisms
- 2 years on leather and fabric covers



DESIGNED IN NORWAY

The IMG Promise

Our products are subjected to the highest Norwegian quality standards. Our comprehensive warranty policy is our promise to you that your furniture has been built to last.

Multiple Configuration Options

With our Nordberg sofa, you can make it your own with a wide range of seating configurations available to suit your living area. From 1, 2, 2.5 or 3-seater to open-end sofas and corner seats, along with a range of customizable arm and leg options to suit your taste.



1 Seat



2 Seat



2.5 Seat



3 Seat Duo



3 Seat



Long Seat + 2 Seat



Open End Module + Corner + 3 Seat



3 Seat + Corner + 2 Seat



Pall

Please note: These images illustrate the configuration only, sofa arms differ.

Features

1. Higher Grade Foam

Created through cold-cure foam technology, this ensures ergonomically correct seating posture and support which lasts.

2. Steel Interior Springs

Steel springs located throughout the back and seat provide optimum support whilst cradling the body.

3. Solid Construction

A steel and hardwood frame provides durability and strength.

4. Leg Options

Choose from an aluminium leg either polished or unpolished, or choose one of our new leg options: a tube-shaped leg available in a brushed and black finish, or a straight wooden leg available in 9 colour options. Customise your sofa further with 2 leg positions: either underneath the armrests or under the seat for a more alternative look.

5. New Seat Depth Option

Our new 3cm cushion depth allows for improved comfort and added ergonomic support, encouraging correct leg posture while seated.

Leg Options and Positions



Steel Brushed
Tube Leg



Steel Black
Tube Leg



Wood
Straight Legs
(9 colors)



Aluminum
Black Legs



Aluminum
Polished Legs



Wood Legs *
(9 colors)



Leg under
the arm



Leg under
the seat



Aluminum leg
under the arm

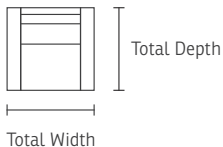
Headrest Option



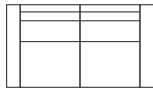
Nordberg Technical Specifications




1 Seat



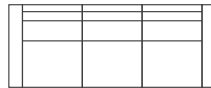
2 Seat




2.5 Seat



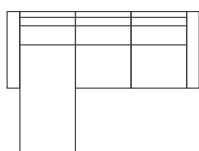
3 Seat



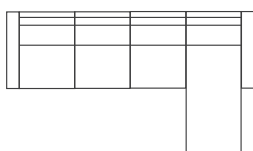
3 Seat Duo



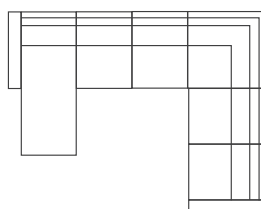
Long Seat + 2s



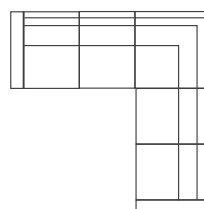
3s + Long Seat



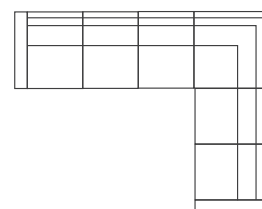
Long Seat + 2s +
Corner + 2s




2s + Corner + 2.5s




3s + Corner + 2s



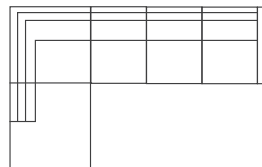
Open End Module +
Corner + 3s Duo



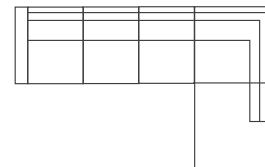
3s Duo + Corner +
Open End Module



Open End Module +
Corner + 3s



3s + Corner +
Open End Module



Measurements*

Nordberg	Total Width	Total Depth	Arm Height	Total Height	Seat Height	Seat Depth
1 Seat	70 cm / 27.5 in	82-85 cm / 32.2-33.4 in	61 cm / 24 in	84 cm / 33 in	44 cm / 17.3 in	50-53 cm / 19.6-20.8 in
2 Seat	130 cm / 51.1 in	82-85 cm / 32.2-33.4 in	61 cm / 24 in	84 cm / 33 in	44 cm / 17.3 in	50-53 cm / 19.6-20.8 in
2.5 Seat	160 cm / 62.9 in	82-85 cm / 32.2-33.4 in	61 cm / 24 in	84 cm / 33 in	44 cm / 17.3 in	50-53 cm / 19.6-20.8 in
3 Seat	190 cm / 74.8 in	82-85 cm / 32.2-33.4 in	61 cm / 24 in	84 cm / 33 in	44 cm / 17.3 in	50-53 cm / 19.6-20.8 in
3 Seat Duo	190 cm / 74.8 in	82-85 cm / 32.2-33.4 in	61 cm / 24 in	84 cm / 33 in	44 cm / 17.3 in	50-53 cm / 19.6-20.8 in
Long Seat + 2s	190 cm / 74.8 in	148 cm / 58.2 in	61 cm / 24 in	84 cm / 33 in	44 cm / 17.3 in	50-53 cm / 19.6-20.8 in
Long Seat + 2s + Corner + 2s	269 cm / 105.9 in	209 cm / 82.2 in	61 cm / 24 in	84 cm / 33 in	44 cm / 17.3 in	50-53 cm / 19.6-20.8 in
2s + Corner + 2.5s	209 cm / 82.2 in	239 cm / 94 in	61 cm / 24 in	84 cm / 33 in	44 cm / 17.3 in	50-53 cm / 19.6-20.8 in
3s + Long Seat	250 cm / 98.4 in	148 cm / 58.2 in	61 cm / 24 in	84 cm / 33 in	44 cm / 17.3 in	50-53 cm / 19.6-20.8 in
3s + Corner + 2s	269 cm / 105.9 in	209 cm / 82.2 in	61 cm / 24 in	84 cm / 33 in	44 cm / 17.3 in	50-53 cm / 19.6-20.8 in
Open End Module + Corner + 3s Duo	269 cm / 105.9 in	194 cm / 76.3 in	61 cm / 24 in	84 cm / 33 in	44 cm / 17.3 in	50-53 cm / 19.6-20.8 in
3s Duo + Corner + Open End Module	269 cm / 105.9 in	194 cm / 76.3 in	61 cm / 24 in	84 cm / 33 in	44 cm / 17.3 in	50-53 cm / 19.6-20.8 in
Open End Module + Corner + 3s	269 cm / 105.9 in	194 cm / 76.3 in	61 cm / 24 in	84 cm / 33 in	44 cm / 17.3 in	50-53 cm / 19.6-20.8 in
3s + Corner + Open End Module	269 cm / 105.9 in	194 cm / 76.3 in	61 cm / 24 in	84 cm / 33 in	44 cm / 17.3 in	50-53 cm / 19.6-20.8 in

* The dimensions are approximate and may vary with +/-2cm

Nordberg Module Options

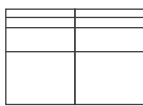
Modules

1 Seat
no arm



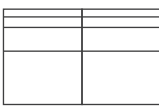
60 cm

2 Seat
no arm



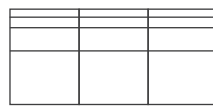
120 cm

2.5 Seat
no arm



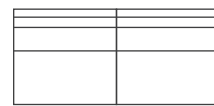
150 cm

3 Seat
no arm



180 cm

3 Seat Duo
no arm



180 cm

82 - 85 cm

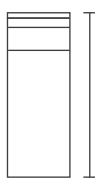
Corner



84 cm

84 cm


Long seat



148 cm

60 cm

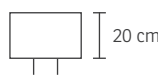
Pall



60 cm

90 cm

Headrest



20 cm

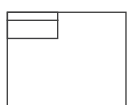
55 cm

Arm

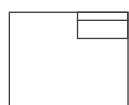


W: 5 cm
D: 84 cm
H: 61 cm

End module

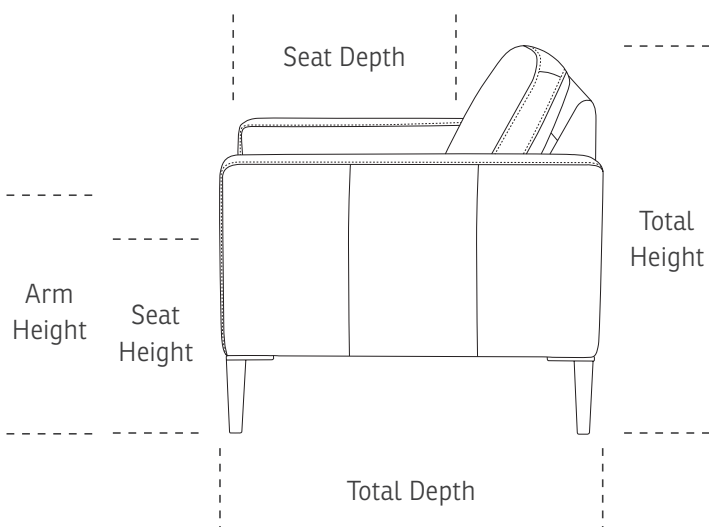


110 cm



110 cm

84 cm



Cushion Size Options:

Choose between two seat depth options

A. Cushion 50cm (Standard)

B. Cushion 53cm